


Roadage No.	Reference	Spline	Teeth	Arm Length						Offset	Bushing Dia.	Adjusting Nut	
				A	B	C	D	E	F				
101050092	0517452800	SAE 1 1/2" 10 C	10	150	170	190					0	14mm	19mm
101050107	0517452800	SAE 1 1/2" 10 C	10	102	127	152					0	14mm	19mm
101080129	0517454410	SAE 1 1/2" 10 C	10	148	165	182					30	14mm	
101080132	0517454420	SAE 1 1/2" 10 C	10	148	165	182					30	14mm	
101080098	0517452610	SAE 1 1/2" 10 C	10	120	150	180	250				0	14mm	
101050126	0517452610	SAE 1 1/2" 10 C	10	120	150	180	220	250			0	14mm	19mm
101080105	0517465130	SAE 1 1/2" 10 C	10	120	135	150	165	180	250		0	14mm	
101080116	0517465130	SAE 1 1/2" 10 C	10	120	135	150	165	180	195/250		0	14mm	
101050149	0517465130	SAE 1 1/2" 10 C	10	120	135	150	165	180	195/250		0	14mm	19mm
101050142	0517452300	SAE 1 1/2" 10 C	10	120	150	180	200	230	260/290		0	14mm	19mm
101080104	0517466350	SAE 1 1/2" 10 C	10	149	165.2	181.4	200.4				41.5	14mm	
101080103	0517466360	SAE 1 1/2" 10 C	10	149	165.2	181.4	200.4				41.5	14mm	
101050093	0517452340	SAE 1 1/2" 10 C	10	120	150	180					0	14mm	19mm
101050099	0517452100	SAE 1 1/2" 10 C	10	120	150	180					0	14mm	19mm
101080095		SAE 1 1/2" 10 C	10	120	150	180	250				0	14mm	
101080102		SAE 1 1/2" 10 C	10	120	150	180	250				0	14/17mm	
101080044		SAE 1 1/2" 10 C	10	120	135	150	165	180	250		0	14mm	
101080212		SAE 1 1/2" 10 C	10	120	135	150	165	180	250		0	14mm	
101080110		SAE 1 1/2" 10 C	10	120	135	150	165	180	250		0	14mm	
101080113		SAE 1 1/2" 10 C	10	120	135	150	165	180	250		0	14mm	
101080121		SAE J 498	37	120	135	150	165	180	250		0	14mm	



Roadage No.	Reference	Spline	Teeth	Arm Length				Bushing Dia.	Adjusting Nut
				A	B	C	D		
101050178	3464201738	N42*1.5*9H DIN5480	26	145			56	14mm	19mm
101050181	3464201838	N42*1.5*9H DIN5480	26	145			56	14mm	19mm
101080139	3464201738	N42*1.5*9H DIN5480	26	145			56	14mm	
101080135	3464201838	N42*1.5*9H DIN5480	26	145			56	14mm	
101050183	4335061030	N42*1.5*9H DIN5480	26	145				14mm	19mm
101080150	4335061030	N42*1.5*9H DIN5480	26	145				14mm	
101080144	4335067240	N42*1.5*9H DIN5480	26	145.5			19	14mm	
101080146	4335067250	N42*1.5*9H DIN5480	26	145.5			19	14mm	
101080152	4335361120	N42*1.5*9H DIN5480	26	145				14mm	
101080153	4335361130	N42*1.5*9H DIN5480	26	145				14mm	
101080149	4335367300	N42*1.5*9H DIN5480	26	145			14.5	14mm	
101080148	4335367310	N42*1.5*9H DIN5480	26	145			14.5	14mm	
101050156	3464201838	N42*1.5*9H DIN5480	26	145			56	14mm	19mm
101050159	3464201738	N42*1.5*9H DIN5480	26	145			56	14mm	19mm
101050185	3054200038	A38x34 DIN5482	19	130				14mm	19mm
101050188	3354200338	A38x34 DIN5482	19	120				14mm	19mm
101050191	3434200438	A38x34 DIN5482	19	122	155	310		14/8/12 N	19mm
101050002	3434200738	A38x34 DIN5482	19	122	155	290	16	14/8/12 N	19mm
101050003	3434200838	A38x34 DIN5482	19	122	155	290	16	14/8/12 N	19mm
101050007		N42*1.5*9H DIN5480	26	110				14mm	19mm
101050016		N42*1.5*9H DIN5480	26	145			56	14mm	19mm
101050015		N42*1.5*9H DIN5480	26	145			56	14mm	19mm




Roadage No.	Reference	Spline	Teeth	Arm Length				Offset	Bushing Dia.	Adjusting Nut
				A	B	C	D			
101050073	218684	SAE 1 1/2" 10 C	10	165				0	16mm	19mm
101050255	225443	SAE 1 1/2" 10 C	10	152				47.6	12.7mm	19mm
101050254	225442	SAE 1 1/2" 10 C	10	152				47.6	12.7mm	19mm
101050091	218693	SAE 1 1/2" 10 C	10	152				38	16mm	19mm
101050090	218692	SAE 1 1/2" 10 C	10	152				38	16mm	19mm
101050397	225441	SAE 1 1/2" 10 C	10	152				60.3	12.7mm	19mm
101050256	225440	SAE 1 1/2" 10 C	10	152				60.3	12.7mm	19mm
101050022	05756517	SAE 1 1/2" 10 C	10	165				50.8	16mm	14mm
101050023	02756518	SAE 1 1/2" 10 C	10	165				50.8	16mm	14mm
101040130	278735	SAE 1 1/2" 10 C	10	165				25		16mm
101040033	278736	SAE 1 1/2" 10 C	10	165				25		16mm
101040030	276517	SAE 1 1/2" 10 C	10	165.1				52		16mm
101040031	276518	SAE 1 1/2" 10 C	10	165.1				52		16mm
101040021	278734	SAE 1 1/2" 10 C	10	166				0	16mm	
101040006	267084	SAE 1 1/2" 10 C	10	165.5				51.75	16mm	
101040005	267083	SAE 1 1/2" 10 C	10	165.5				51.75	16mm	
101040047	279350	SAE 1 1/2" 10 C	10	139.7	177.8			38.1	12.7mm	
101040046	279351	SAE 1 1/2" 10 C	10	139.7	177.8			38.1	12.7mm	




Roadage No.	Reference	Spline	Teeth	Arm Length				Offset	Bushing Dia.	Adjusting Nut
				A	B	C	D			
101050074	351956	SAE 1 1/2" 10 C	10	127				0	12.7mm	19mm
101050089	351950	SAE 1 1/2" 10 C	10	152				38	12.7mm	19mm
101050087	351949	SAE 1 1/2" 10 C	10	152				38	12.7mm	19mm
101050320	1505324	SAE 1 1/2" 10 C	10	165				38	16mm	19mm
101050319	1505325	SAE 1 1/2" 10 C	10	165				38	16mm	19mm
101050259	0351953	SAE 1 1/2" 10 C	10	133				22.2	12.7mm	19mm
101050260	0351954	SAE 1 1/2" 10 C	10	133				22.2	12.7mm	19mm
101050254	1570782	SAE 1 1/2" 10 C	10	140				22.2	12.7mm	19mm
101050255	1570781	SAE 1 1/2" 10 C	10	140				22.2	12.7mm	19mm
101050031		SAE 1 1/2" 10 C	10	177.8				60	12mm	19mm
101050030		SAE 1 1/2" 10 C	10	177.8				60	12mm	19mm
101050027	1501307	SAE 1 1/2" 10 C	10	139.7				12.7	12.7mm	19mm
101050344	1501311	SAE 1 1/2" 10 C	10	139.7				12.7	12.7mm	19mm
101050218		SAE 1 1/2" 10 C	10	140	165			38	12.7mm	19mm
101050219		SAE 1 1/2" 10 C	10	140	165			38	12.7mm	19mm
101050080	351952	SAE 1 1/2" 10 C	10	140				38	14mm	19mm
101050078	351951	SAE 1 1/2" 10 C	10	140				38	14mm	19mm
101050076	1501310	SAE 1 1/2" 10 C	10	152				0	16mm	19mm
101040026		SAE 1 1/2" 10 C	10	140				38	12.7mm	
101040025		SAE 1 1/2" 10 C	10	140				38	12.7mm	
101040008		SAE 1 1/2" 10 C	10	152.5				38	12.7mm	
101040007		SAE 1 1/2" 10 C	10	152.5				38	12.7mm	
101040039	1505324	SAE 1 1/2" 10 C	10	165.1				38.1	12.7mm	
101040038	1505325	SAE 1 1/2" 10 C	10	165.1				38.1	12.7mm	
101040048	351949	SAE 1 1/2" 10 C	10	139.7	165.1			38.1	12.7mm	
101040051	351950	SAE 1 1/2" 10 C	10	139.7	165.1			38.1	12.7mm	



Roadage No.	Reference	Spline	Teeth	Arm Length					Bushing Dia.	Adjusting Nut	Application
				A	B	C	D	E			
101050068	9902413	SAE 1 1/2" 8 C	8	127	152	178			14mm	14mm	Ilasa
101050071	9901413	SAE 1 1/2" 8 C	8	152	190	230	260	290	8/14mm	14mm	Ilasa
101050070	356691	SAE 1 1/2" 8 C	8	124	154	210	240		14mm	19mm	GORIKA
101050176	1352	SAE 1 1/2" 10 C	10	156	184			29.5	14mm	19mm	
101050175	1353	SAE 1 1/2" 10 C	10	156	184			29.5	14mm	19mm	
101050058	8283000586	SAE J 498	37	120	150	180			14mm	19mm	Kaessbohrer
101050167	8283000151	SAE J 498	37	120	150	180	230	260/290	14mm	19mm	Kaessbohrer
101050173	8283000562	SAE J 498	37	120	135	150	165	180/290	14/18mm	19mm	Kaessbohrer
101050121	2175009900	SAE 1 1/2" 10 C	10	127	152	178	203	28.5	14mm	19mm	SAUER/FRENELSA
101050123	2175010000	SAE 1 1/2" 10 C	10	127	152	178	203	28.5	14mm	19mm	SAUER/FRENELSA
101050104	20424	SAE 1 1/2" 10 C	10	102	127	152			14mm	19mm	SAUER
101050136	2175007400	SAE 1 1/2" 10 C	10	127	152	178	203	230	14/18mm	19mm	SAUER
101050140	2175001002	SAE 1 1/2" 10 C	10	120	150	180	230	260/290	14mm	19mm	SAUER
101050114	2175003700	SAE 1 1/2" 10 C	10	127	152	178	203		14mm	19mm	SAUER
101050107	2175007700	SAE 1 1/2" 10 C	10	102	127	152			14mm	19mm	SAUER
101050062	20416	SAE 1 1/2" 10 C	10	127	152	178	203		14mm	19mm	SAUER
101050116	266.401-00A	SAE 1 1/2" 10 C	10	127	152	178	203		12.7mm	19mm	
101050117	21013180	SAE 1 1/2" 10 C	10	127	152	178	203		12.7mm	19mm	TRAILOR/ROR
101050164	31561	SAE J 498	37	105	130	150	180	215	14/18mm	19mm	Fruehauf/Trailer
101050199	EM95104	BNA 227 D3.5	27	170	210	240	260		14mm	19mm	TITAN
101050198	EM95103	BNA 227 D3.5	27	170	210	240	260		14mm	19mm	TITAN
101050201	281853	BNA 227 D3.5	27	125	155	185	210	245	14mm	19mm	CODER-TITAN
101050200	281852	BNA 227 D3.5	27	125	155	185	210	245	14mm	19mm	CODER-TITAN
101050135		SAE 1 1/2" 10 C	10	120	150	190	220	250	14mm	19mm	
101050125		SAE 1 1/2" 10 C	10	127	152	178	203	230	14mm	19mm	



Roadage No.	Reference	Spline	Teeth	Arm Length					Bushing Dia.	Adjusting Nut	Application
				A	B	C	D	E			
101050113	210020006	SAE 1 1/2" 10 C	10	127	152	178	203		14mm	19mm	DAF
101050075	505835	SAE 1 1/2" 10 C	10	140					14mm	19mm	DAF
101050077	194778	SAE 1 1/2" 10 C	10	115	140				12.7mm	19mm	DAF
101050318	3434200438	A38*34 DIN5482	19	122					14mm	19mm	DAF
101050196	2100212702	N42*1.5*9H DIN5480	26	215				48	14mm	19mm	DAF/MAN
101050195	2100212703	N42*1.5*9H DIN5480	26	215				48	14mm	19mm	DAF/MAN
101050162		SAE 1 1/2" 28 C	28	105	130	151	182	217	14/16mm	19mm	
101050163	TX90156	SAE J 498	37	105	130	150	180	217	14/16mm	19mm	
101050069		SAE 1 1/2" 8 C	8	127	152	178			14mm	14mm	
101050072		SAE 1 1/2" 8 C	8	120	150	180	220	250	14mm	19mm	
101050106		SAE 1 1/2" 10 C	10	148	165	182		28.5	14mm	19mm	
101050105		SAE 1 1/2" 10 C	10	148	165	182		28.5	14mm	19mm	
101050124	1261-19FC	SAE 1 1/2" 10 C	10	127	152.4	177.8	203.2		14mm	19mm	
101050132	6702120002	SAE 1 1/2" 10 C	10	102	127	152	178	203	14mm	19mm	
101050133	300252	SAE 1 1/2" 10 C	10	120	150	180	220	250	14mm	19mm	
101050335		SAE 1 1/2" 10 C	10	120	150	180	230	260	14mm	19mm	
101050152		SAE 1 1/2" 10 C	10	120	135	150	165/180	195/250	14mm	19mm	
101050141	20453	SAE 1 1/2" 10 C	10	120	150	180	230	260/290	14mm	19mm	
101050154	300253	SAE 1 1/2" 10 C	10	120	135	150	165/180	195/250	14mm	19mm	
101050017		SAE 1 1/2" 10 C	10	120	135	150	165/180	195/250	14mm	19mm	
101050024	10018E	A40*36 DIN5480	20	122	157	176			14mm	19mm	
101050025	10077E	A40*36 DIN5480	20	151	177.8			56	12mm	19mm	
101080108	217500200A	SAE 1 1/2" 10 C	10	120	135	150	165	195/250	14mm		
101050026	10078E	A40*36 DIN5480	20	151	177.8			56	12mm	19mm	
101050039		A40*36 DIN5480	20	151	177.8			56	12mm	19mm	



Roadage No.	Reference	Spline	Teeth	Arm Length					Bushing Dia.	Adjusting Nut	Application
				A	B	C	D	E			
101050038		A40*36 DIN5480	20	151	177.8			56	12mm	19mm	
101050170	100222	SAE J 498	37	105	130	150	180	215	14/18mm	19mm	
101050172	T0290101	SAE J 498	37	105	130	150	180	206	14/16mm	19mm	
101050029			38	152	180	201		29.4	14.5mm	19mm	
101050028			38	152	180	201		29.4	14.5mm	19mm	
101050098		SAE 1 1/2" 10 C	10	120	150	180			14mm	19mm	
101050013	046.421-00A	SAE 1 1/2" 10 C	10	120	135	150	165/180	195/250	14mm	19mm	
101050032		A40*36 DIN5480	20	122	157	176			14mm	19mm	
101040041		SAE 1 1/2" 10 C	10	152			38.1		12.7mm		
101040040		SAE 1 1/2" 10 C	10	152			38.1		12.7mm		
101040022		SAE 1 1/2" 10 C	10	153.75					16mm		
101040036		SAE 1 1/2" 10 C	10	139.7			14.5		12.5mm		
101040037		SAE 1 1/2" 10 C	10	139.7			14.5		12.5mm		
101040016		BNA 227 D3.5	27	133.5			16.5		14mm		
101040014		BNA 227 D3.5	27	133.5			16.5		14mm		
101040018		BNA 227 D3.5	27	246.5			23.5		14mm		
101040020		BNA 227 D3.5	27	246.5			23.5		14mm		
101040045		SAE 1 1/2" 10 C	10	165			51		16mm		
101040043		SAE 1 1/2" 10 C	10	165			51		16mm		
101040027		A40*36 DIN5480	20	218	253		78		14mm		
101040011		A40*36 DIN5480	20	193	218	253	68		14mm		
101080124		SAE 1 1/2" 10 C	10	145.5			56		14mm		
101080125		SAE 1 1/2" 10 C	10	145.5			56		14mm		
101080128		SAE 1 1/2" 10 C	10	165			25		16.1mm		
101080127		SAE 1 1/2" 10 C	10	165			25		16.1mm		